

IM24CA Media & Communications 2022

Annual General Meeting 2022

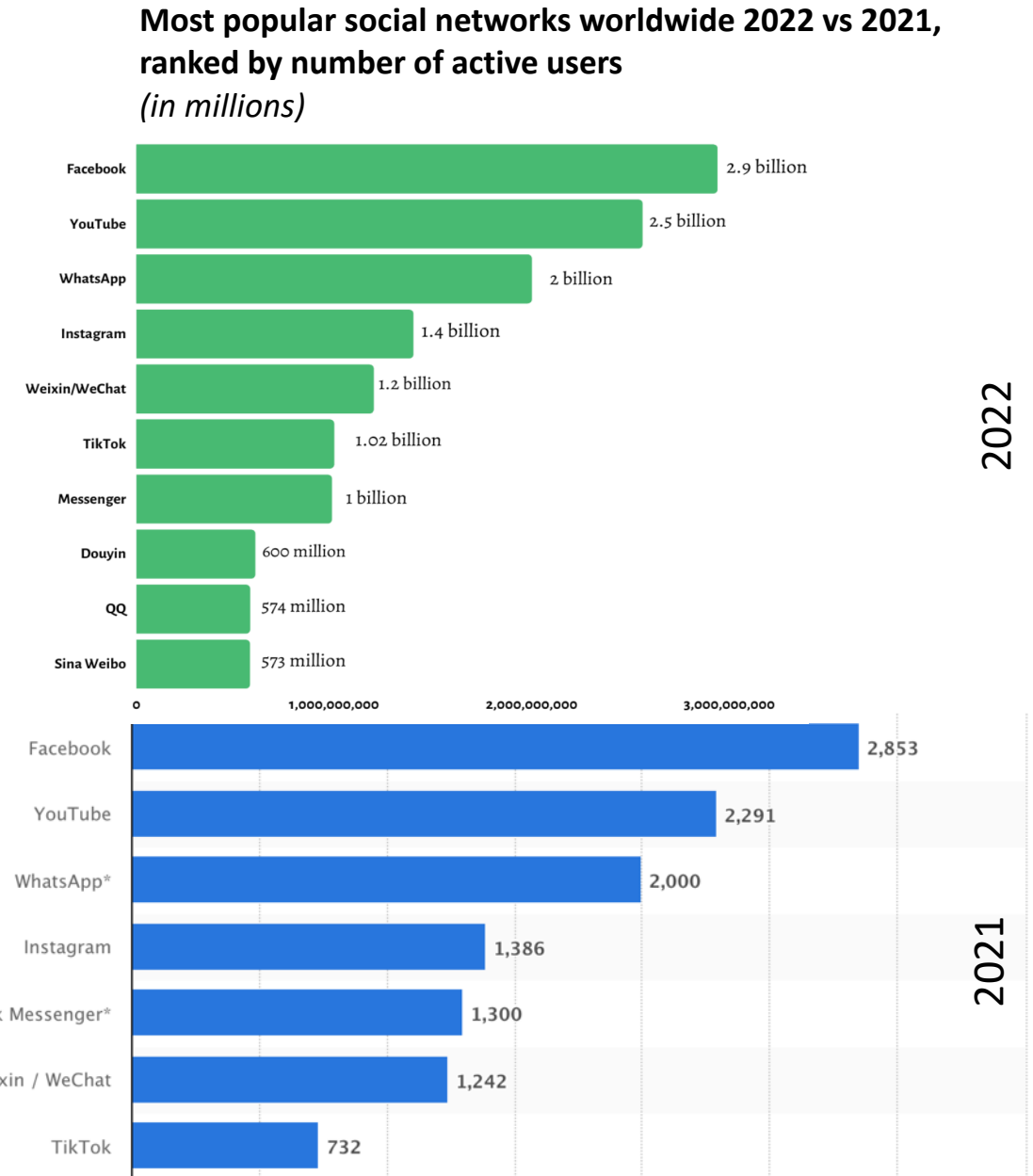
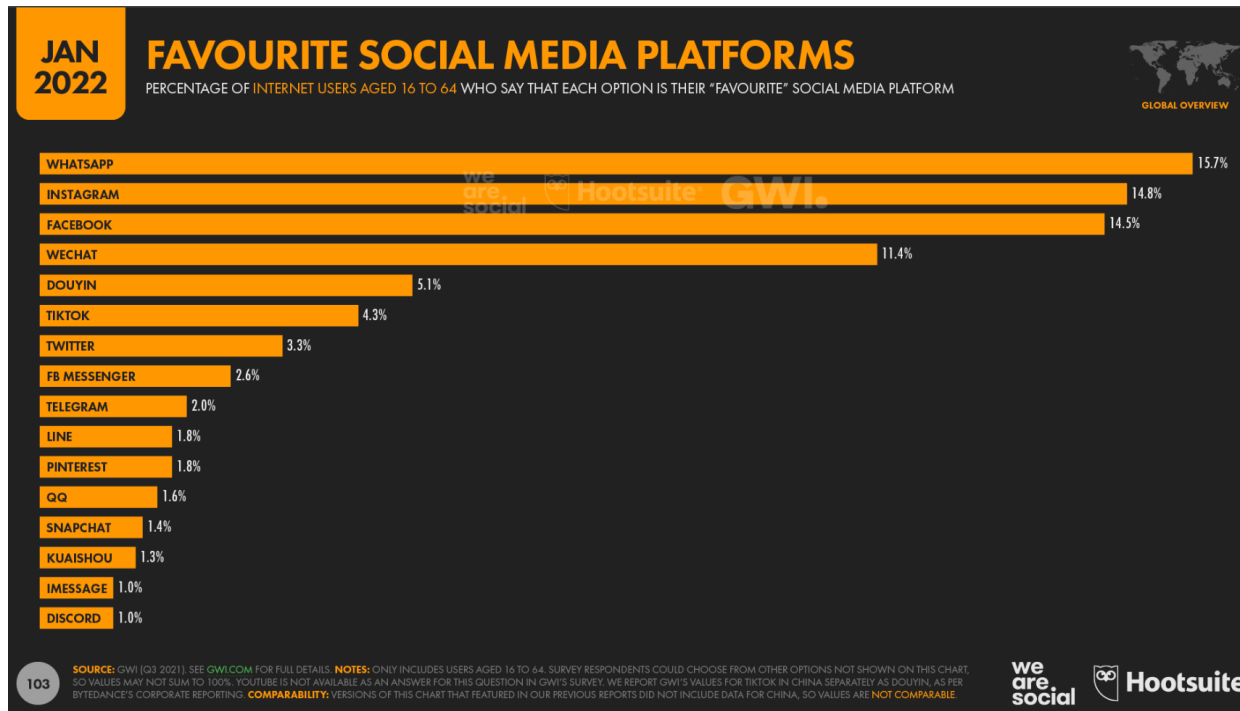


Piret Salmistu
IM24CA Administrator and
Media Coordinator

MELGES²⁴
INTERNATIONAL MELGES 24 CLASS ASSOCIATION

Trends

- **Facebook** continues to reign strong as the king of social media, with 2.93 billion active users in 2022.
 - Ranks among apps that consumers spend the most amount of time on
- Second on the list in 2022 is **YouTube** with 2.52 billion active users—85.7 percent of the number of Facebook users
- Video content will dominate



Melges 24 Media Channels

- Website
- Social media
 - ↑ • Instagram
 - ↑ • Facebook
 - ↑ • Flickr
 - ↓ • YouTube
 - ↓ • Twitter
- News and PRs













Melges24.com statistics

- Top 10 website users by countries, count and % of the total users.
- Users visited 1.98 pages per session
- Avg. duration of the session 2:07

Users since the launch of the webpage on Feb 16 – Nov 5

2020	18,425 % of Total: 100.00% (18,425)
1.  United States	6,344 (34.36%)
2.  Italy	1,984 (10.75%)
3.  Germany	1,499 (8.12%)
4.  Canada	987 (5.35%)
5.  United Kingdom	715 (3.87%)
6.  Estonia	687 (3.72%)
7.  Australia	506 (2.74%)
8.  Sweden	418 (2.26%)
9.  Switzerland	405 (2.19%)
10.  France	353 (1.91%)

Users – Nov 6 2020 - November 5 2021

2021	30,439 % of Total: 100.00% (30,439)
1.  United States	10,777 (35.15%)
2.  Italy	2,972 (9.69%)
3.  Germany	2,234 (7.29%)
4.  United Kingdom	1,223 (3.99%)
5.  Croatia	1,106 (3.61%)
6.  Canada	1,046 (3.41%)
7.  China	886 (2.89%)
8.  Australia	742 (2.42%)
9.  Denmark	640 (2.09%)
10.  Sweden	639 (2.08%)

Users – Nov 6 2021 - November 6 2022

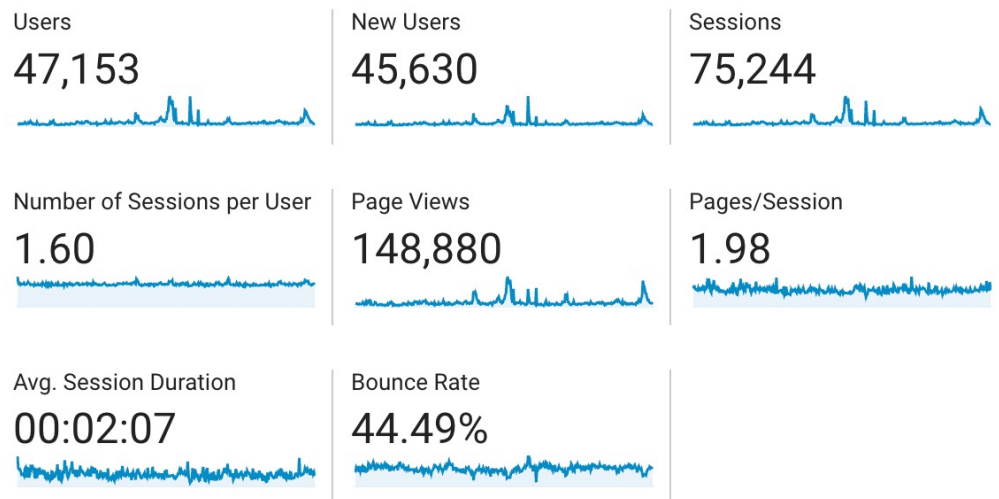
2022	47,153 % of Total: 100.00% (47,153)
1.  United States	19,748 (41.76%)
2.  Italy	4,923 (10.41%)
3.  Croatia	3,104 (6.56%)
4.  Germany	2,371 (5.01%)
5.  Canada	1,837 (3.88%)
6.  United Kingdom	1,401 (2.96%)
7.  Norway	1,122 (2.37%)
8.  Australia	991 (2.10%)
9.  France	970 (2.05%)
10.  Sweden	796 (1.68%)

Melges24.com statistics

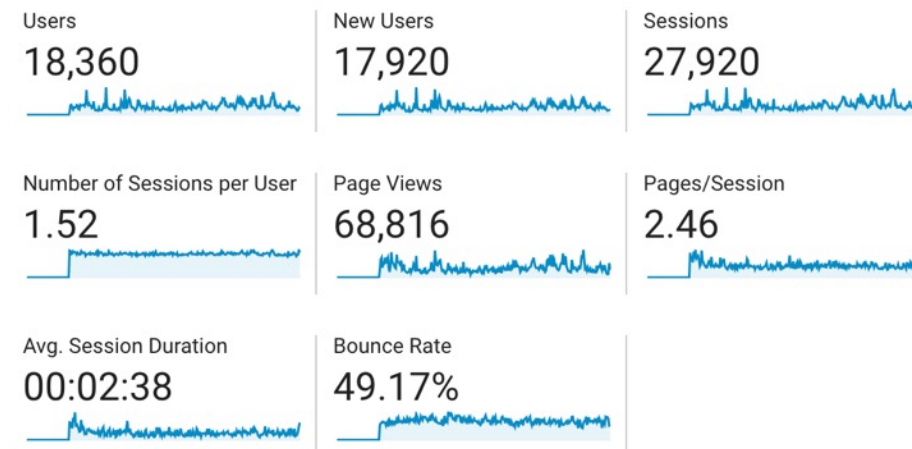
Comparing 3 years at the website, then 2022 is showing a great growth again

	2019 full year	2020 10 months	2021 full year	2022 full year
Unique users	20,334	18,360	30,442	47,153
New <u>users</u>	19,985	17,920	30,139	45,630
Pages per session	2.36	2.46	2.16	1.98
<u>Sessions</u>	36,584	27,920	48,178	75,244
Avg duration		2:39	2:14	2:07

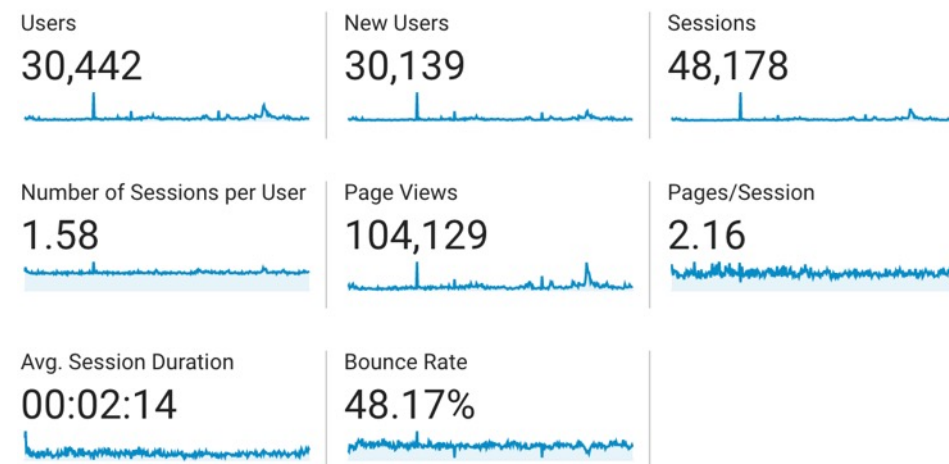
2022 – Nov 6 – Nov 6



2020 – Feb 16-Nov 5



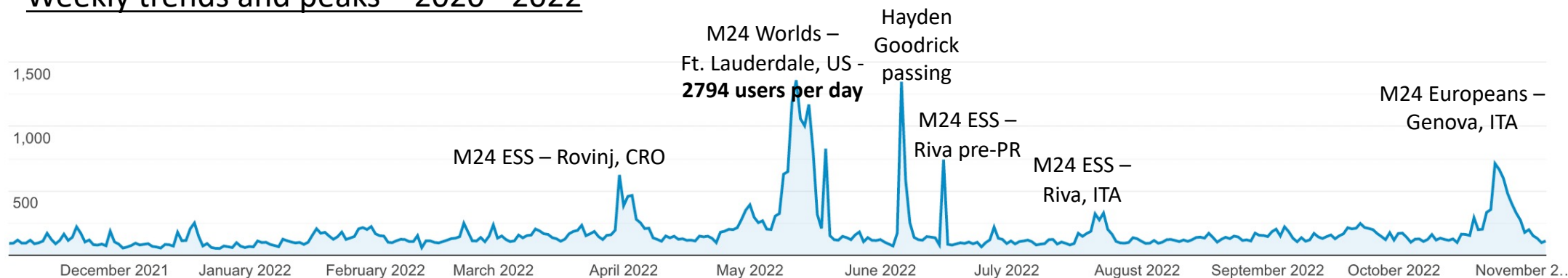
2021 – Nov 6 – Nov 5



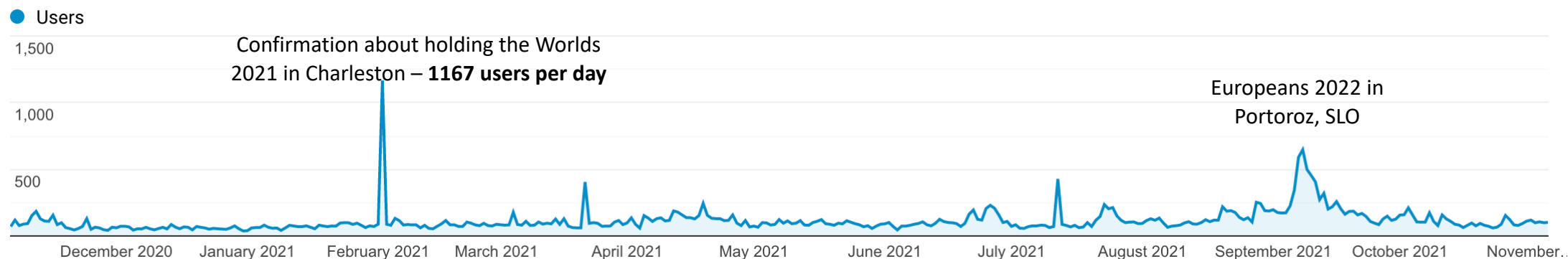
Melges24.com statistics 2022

Weekly trends and peaks – 2020 - 2022

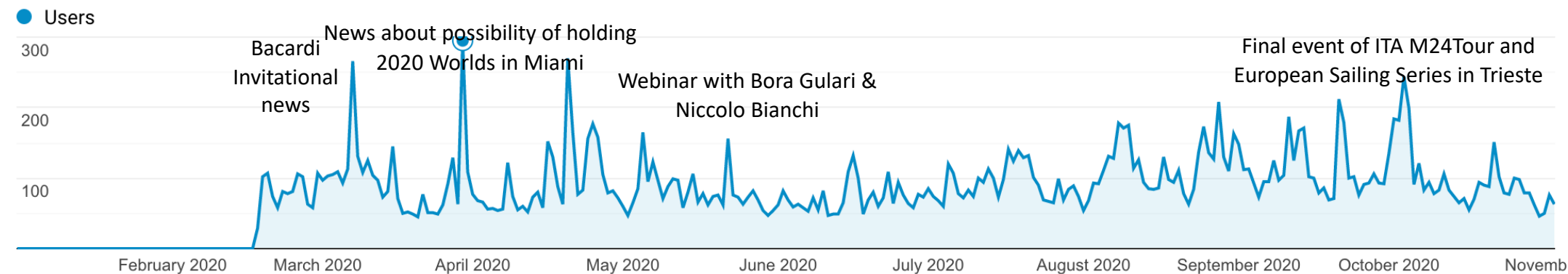
2022 – Nov 6 – Nov 6



2021 – Nov 6 – Nov 5



2020 – Feb 16-Nov 5



Website


Calendar view and past events with results

You can find the events by countries, event types, series (continental or local)

- Each regatta has its own event page – click on the name of the event
- Venue country
- You can add event to your calendar
- Link to the results (at Recent Events page)

MELGES²⁴
INTERNATIONAL MELGES 24 CLASS ASSOCIATION

[Melges 24](#) - [Class](#) - [Members](#) - [Events](#) - [News](#) - [Media](#) - [Rules & Regs](#) - [Marketplace](#) - [f](#) [t](#) [i](#) [y](#) [v](#) [p](#) [m](#) [a](#) [s](#) [n](#)









Calendar

Find the upcoming regatta by applying the filters by countries, event type and regatta series.
For the recent events and results click here


Country Event type Series

12.11.2021 - 14.11.2021	Atlantic Coast Championship / Gulf Coast Championship / Bushwhacker Cup 2021		Pensacola, Florida USA	United States	Add Event to Calendar
18.11.2021 - 21.11.2021	Croatian Melges 24 Series 2021 - 5 - Croatian Melges 24 National Championship		Split, Croatia	Croatia	Add Event to Calendar
20.11.2021	Doublehanded Race 2021		Santa Barbara, CA, USA	United States	Add Event to Calendar
04.12.2021 - 05.12.2021	Holiday Regatta 2021		Santa Barbara, CA, USA	United States	Add Event to Calendar
17.12.2021 - 19.12.2021	Bacardi Melges 24 Winter Series 2021- 2022 Event No. 1		Miami, FL, USA	United States	Add Event to Calendar
17.01.2022 - 22.01.2022	The Southernmost Regatta 2022		Key West FL, USA	United States	Add Event to Calendar
28.01.2022 - 30.01.2022	Bacardi Melges 24 Winter Series 2021- 2022 Event No. 2		Miami, FL, USA	United States	Add Event to Calendar
06.03.2022 - 12.03.2022	Bacardi Cup Invitational Regatta 2022		Miami, FL, USA	United States	Add Event to Calendar

MELGES²⁴
INTERNATIONAL MELGES 24 CLASS ASSOCIATION

[Melges 24](#) - [Class](#) - [Members](#) - [Events](#) - [News](#) - [Media](#) - [Rules & Regs](#) - [Marketplace](#) - [f](#) [t](#) [i](#) [y](#) [v](#) [p](#) [m](#) [a](#) [s](#) [n](#)



Recent Events & Results





In this menu you will find the recent events since 2019.

From 2019 - World Championship, North American Championship, European Sailing Series, North American Championship Series events.

The information about the earlier events you will find under menu items and the type of event.

Series Country Event type Year

10.11.2022 - 13.11.2022	2022 Melges 24 U.S. National Championship		Pensacola, Florida USA	United States	Results
22.10.2022 - 29.10.2022	2022 Melges 24 European Championship		Genova, ITA	Italy	Results
30.09.2022 - 02.10.2022	CRO Melges 24 Cup 2022 - 6 - Split		Split, CRO	Croatia	Results
28.09.2022 - 02.10.2022	FRA Melges 24 Tour 2022 - 3 - Hendaye - French National Championship		Hendaye, FRA	France	
23.09.2022 - 25.09.2022	2022 Melges 24 European Sailing Series & 2022 ITA Melges 24 Tour & Italian National Championship - Imperia		Imperia, ITA	Italy	Results
17.09.2022 - 18.09.2022	2022 Melges 24 Germany Races: Oktoberfestpreis		Starnberger See, GER	Germany	
16.09.2022 -	2022 Melges 24 Canadian National Championship		Toronto, ON, CAN	Canada	Results

Website – Event page

- Each regatta has its own event page – click on the name of the event through the site or in Calendar view
- Venue information and links
- General information about the event
- You can add event to your calendar
- Tab – Regatta News, all event related news published at melges24.com
- Tab – Winners – Top 3 skippers will be listed here and these results will appear on each sailor's profile
- Related photos in the carousel view on the bottom of the page



 INTERNATIONAL MELGES 24 CLASS ASSOCIATION


 INTERNATIONAL MELGES 24 CLASS ASSOCIATION

[Melges 24](#) ▾ [Class](#) ▾ [Members](#) ▾ [Events](#) ▾ [News](#) ▾ [Media](#) ▾ [Rules & Regs](#) ▾ [Marketplace](#) ▾



RACE CALENDAR

CRO Melges 24 Cup 2022 - 7 & CRO Melges 24 National Championship - Zadar

25.11.2022 - 27.11.2022

[Add Event to Calendar](#)

<p>^ Venue</p> <p style="font-size: 1.2em; font-weight: bold; color: #003366;">Zadar, CRO</p> <p>Croatia JK Uskok website Obala kneza Trpimira bb 23000 Zadar Croatia</p> 	<p>^ General</p>  <p>f CRO Melges 24 Facebook Notice of Race Notice Board Registration Entry List</p>
<p>^ Event contact</p> <p>JK Uskok office@jkuskok.hr +385 23 337 830</p>	<p>^ Media</p> <p>f Croatian Melges 24 Class in Facebook f IM24CA Facebook @ Croatian Melges 24 Class Instagram @ IM24CA Instagram</p>
<p>^ More information</p> <p>Event type Melges 24 National Championships Melges 24 - Other Regattas & Local Series</p>	



























Website – Most popular pages

- Page views – 148,880 vs 104,225 in 2021 in total; 123,90 unique page views vs 84,128 in 2021
- Main page is the most visited page

2022 TOP 10

Page ?		Page Views ? ↓	Unique Page Views ?	Avg. Time on Page ?
		148,880 % of Total: 100.00% (148,880)	123,900 % of Total: 100.00% (123,900)	00:02:07 Avg for View: 00:02:07 (0.00%)
1. /		27,816 (18.68%)	20,822 (16.81%)	00:01:19
2. /Worlds2022		10,319 (6.93%)	8,966 (7.24%)	00:03:56
3. /Europeans2022		6,819 (4.58%)	5,354 (4.32%)	00:03:31
4. /europeansailingseries		5,920 (3.98%)	5,070 (4.09%)	00:01:16
5. /worldchampionships		5,240 (3.52%)	4,673 (3.77%)	00:03:31
6. /calendar		2,882 (1.94%)	2,546 (2.05%)	00:01:23
7. /2022-melges-24-european-sailing-series-cro-melges-24-cup-4-rovinj-cro		2,508 (1.68%)	1,851 (1.49%)	00:03:53
8. /news/godspeed-hayden-goodrick		2,139 (1.44%)	2,044 (1.65%)	00:05:33
9. /europeanchampionships		1,829 (1.23%)	1,579 (1.27%)	00:01:30
10. /croatia		1,752 (1.18%)	1,444 (1.17%)	00:01:44

2021 TOP 10

Page ?		Page Views ? ↓	Unique Page Views ?	Avg. Time on Page ?
		104,225 % of Total: 100.00% (104,225)	84,128 % of Total: 100.00% (84,128)	00:01:54 Avg for View: 00:01:54 (0.00%)
1. /		21,631 (20.75%)	16,487 (19.60%)	00:01:14
2. /Europeans2021		6,394 (6.13%)	4,638 (5.51%)	00:04:04
3. /europeansailingseries		4,195 (4.02%)	3,506 (4.17%)	00:01:16
4. /calendar		2,358 (2.26%)	1,932 (2.30%)	00:01:31
5. /worldchampionships		2,194 (2.11%)	1,895 (2.25%)	00:02:49
6. /bot-traffic.xyz		2,013 (1.93%)	2,009 (2.39%)	<00:00:01
7. /parts-and-accessories		1,555 (1.49%)	1,230 (1.46%)	00:02:33
8. /europeanchampionships		1,438 (1.38%)	1,239 (1.47%)	00:01:04
9. /2021-european-sailing-series-2021-ita-melges-24-tour-act-4-riva-del-garda		1,282 (1.23%)	951 (1.13%)	00:03:04
10. /melges-24		1,176 (1.13%)	1,063 (1.26%)	00:01:41

Website – Most popular pages

- Page views – 148,880 vs 104,225 in 2021 in total; 123,90 unique page views vs 84,128 in 2021
- Main page is the most visited page

2022 Top 11-20

Page ?	Page Views ? ↓	Unique Page Views ?	Avg. Time on Page ?
	148,880 % of Total: 100.00% (148,880)	123,900 % of Total: 100.00% (123,900)	00:02:07 Avg for View: 00:02:07 (0.00%)
11. /2022-melges-24-european-sailing-series-2022-ita-melges-24-tour-riva	1,749 (1.17%)	1,350 (1.09%)	00:04:37
12. /recent-events-results	1,448 (0.97%)	1,265 (1.02%)	00:01:27
13. /parts-and-accessories	1,435 (0.96%)	1,213 (0.98%)	00:02:24
14. /melges-24	1,432 (0.96%)	1,271 (1.03%)	00:02:06
15. /2022-melges-24-european-sailing-series-2022-ita-melges-24-tour-italian-national-championship	1,402 (0.94%)	1,103 (0.89%)	00:03:45
16. /set-melges-24	1,228 (0.82%)	1,082 (0.87%)	00:02:59
17. /2022-melges-24-european-sailing-series-2022-ita-melges-24-tour-trieste	1,158 (0.78%)	883 (0.71%)	00:03:30
18. /italy	1,075 (0.72%)	923 (0.74%)	00:01:46
19. /halloffame	1,044 (0.70%)	873 (0.70%)	00:02:13
20. /latest-news	997 (0.67%)	845 (0.68%)	00:00:57

2021 Top 11-20

	104,225 % of Total: 100.00% (104,225)	84,128 % of Total: 100.00% (84,128)	00:01:54 Avg for View: 00:01:54 (0.00%)
11. /set-melges-24	1,118 (1.07%)	953 (1.13%)	00:02:56
12. /2021-european-sailing-series-2021-ita-melges-24-tour-act-3-malcesine	888 (0.85%)	678 (0.81%)	00:03:09
13. /italy	878 (0.84%)	694 (0.82%)	00:01:35
14. /recent-events-results	814 (0.78%)	656 (0.78%)	00:01:53
15. /how-to-guides-expertise	789 (0.76%)	682 (0.81%)	00:04:48
16. /germany	773 (0.74%)	624 (0.74%)	00:01:34
17. /members	740 (0.71%)	631 (0.75%)	00:01:09
18. /latest-news	695 (0.67%)	579 (0.69%)	00:01:08
19. /halloffame	661 (0.63%)	533 (0.63%)	00:01:52
20. /melges-24-gold-cup-2021	658 (0.63%)	566 (0.67%)	00:02:35

Facebook - @World.of.Melges24

Basic facts

Started 4.04.2012

AGM 2022 at 5,550 likes, 6,228 followers

AGM 2021 at 5,228 likes, 5,756 followers

AGM 2020 at 5,018 likes, 5,443 followers

AGM 2019 at 4,735 likes

AGM 2018 at 3,888 likes

AGM 2017 at 3,181 likes

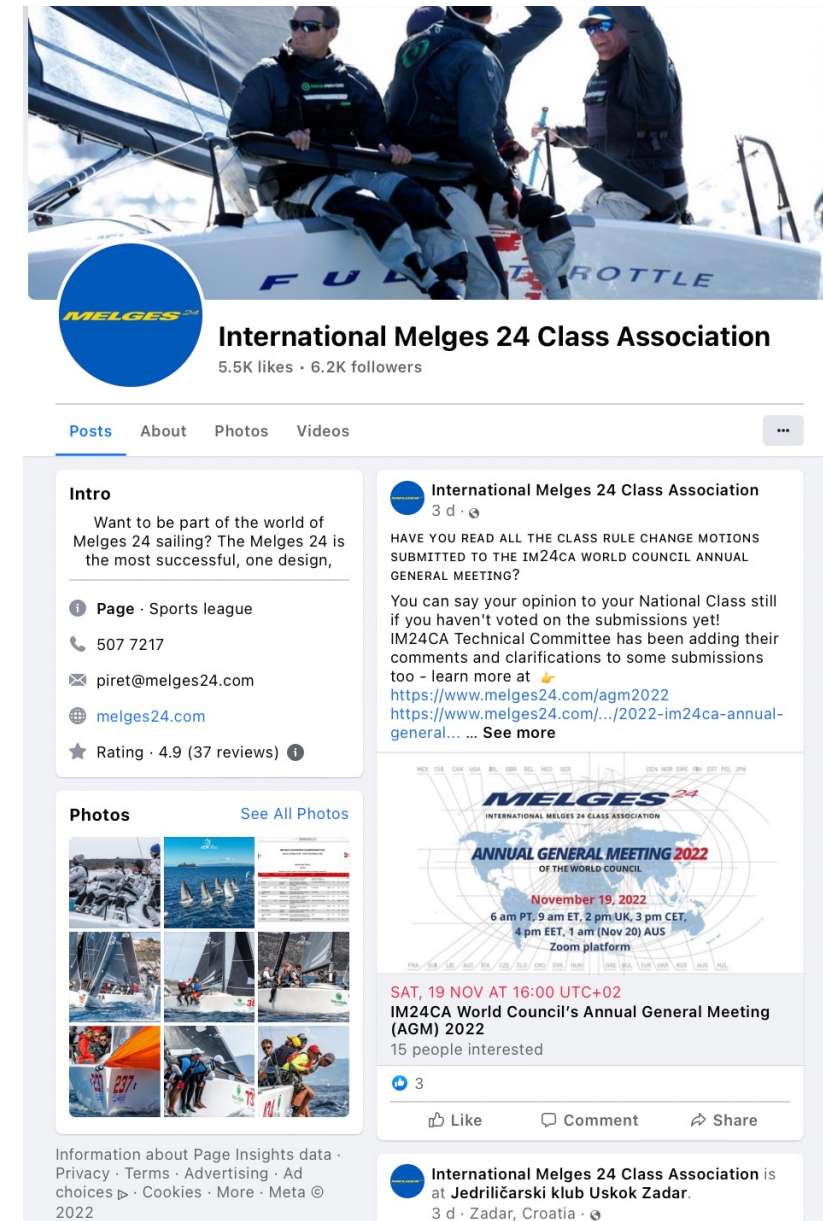
AGM 2016 at 2,305 likes

AGM 2015 at 1,798 likes

AGM 2014 at 1,454 likes

AGM 2013 at 1,146 likes

AGM 2012 at 618 likes



The screenshot shows the Facebook profile of the International Melges 24 Class Association. The cover photo features three sailors on a boat with the name 'FUD ROTTLE' and the 'MELGES 24' logo. The profile picture is a blue circle with the 'MELGES 24' logo. The page name is 'International Melges 24 Class Association' with 5.5K likes and 6.2K followers. The navigation bar includes 'Posts', 'About', 'Photos', and 'Videos'. The 'Intro' section contains a welcome message, contact information (Page: Sports league, 507 7217, piret@melges24.com, melges24.com), and a 4.9 rating from 37 reviews. The 'Photos' section shows a grid of sailing-related images. A prominent post from 3 days ago announces the 'ANNUAL GENERAL MEETING 2022 OF THE WORLD COUNCIL' on November 19, 2022, at 16:00 UTC+02, at the Jedriličarski klub Uskok Zadar. The post includes meeting times for different regions and a link to the Zoom platform. The post has 3 likes and 15 people are interested. At the bottom, there is a link to 'Information about Page Insights data' and a footer with 'Privacy', 'Terms', 'Advertising', 'Ad choices', 'Cookies', 'More', and 'Meta © 2022'.

MELGES²⁴
INTERNATIONAL MELGES 24 CLASS ASSOCIATION

International Melges 24 Class Association
5.5K likes · 6.2K followers

Posts About Photos Videos

Intro
Want to be part of the world of Melges 24 sailing? The Melges 24 is the most successful, one design,

Page · Sports league
507 7217
piret@melges24.com
melges24.com
Rating · 4.9 (37 reviews)

Photos See All Photos

ANNUAL GENERAL MEETING 2022
OF THE WORLD COUNCIL
November 19, 2022
6 am PT, 9 am ET, 2 pm UK, 3 pm CET,
4 pm EET, 1 am (Nov 20) AUS
Zoom platform
SAT, 19 NOV AT 16:00 UTC+02
IM24CA World Council's Annual General Meeting (AGM) 2022
15 people interested
3
Like Comment Share

International Melges 24 Class Association is at Jedriličarski klub Uskok Zadar.
3 d · Zadar, Croatia ·

Information about Page Insights data · Privacy · Terms · Advertising · Ad choices · Cookies · More · Meta © 2022

Facebook & Instagram statistics

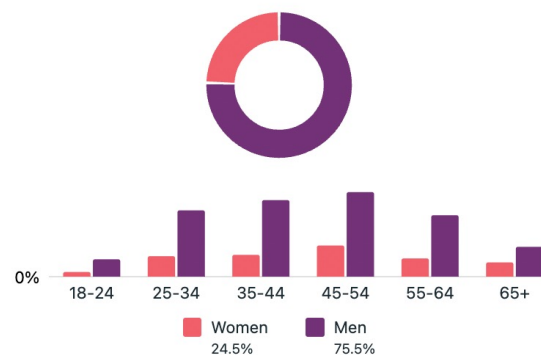
Steady growth of followers both in Facebook and Instagram

2022

Facebook Page followers ⓘ

6,228

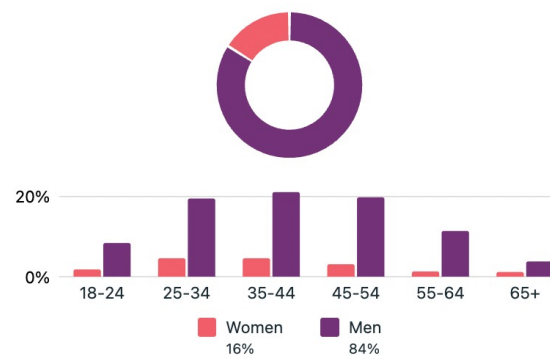
Age & gender ⓘ



Instagram followers ⓘ

9,688

Age & gender ⓘ

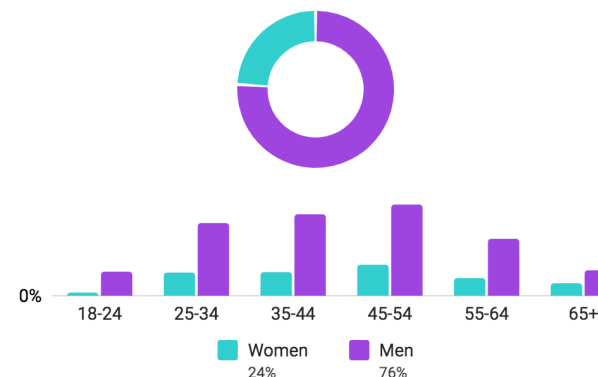


2021

Facebook Page likes ⓘ

5.2K

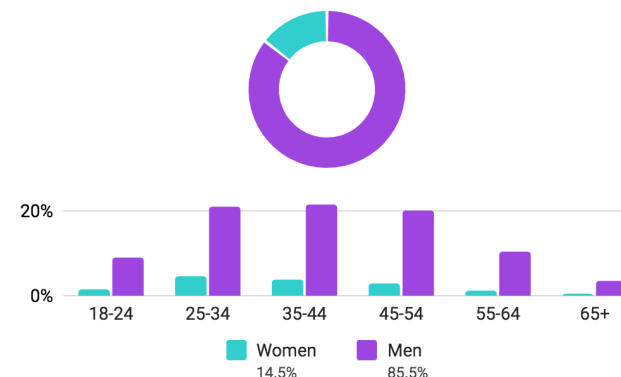
Age & gender ⓘ



Instagram followers ⓘ

8.6K

Age & gender ⓘ

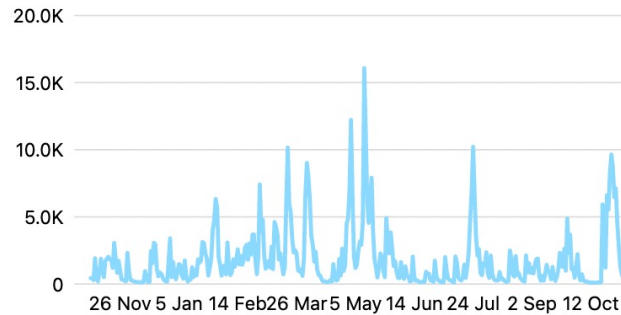


Facebook & Instagram statistics

Reach

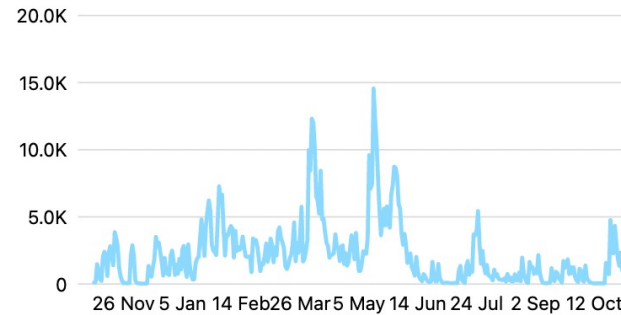
Facebook Page reach ⓘ

152,511 ↑ 55.5%



Instagram reach ⓘ

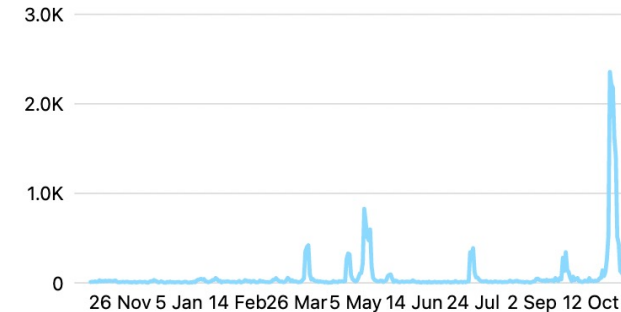
283,296 ↓ 20%



Page and profile visits

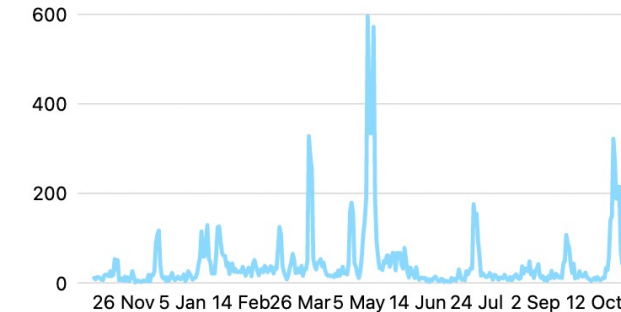
Facebook Page visits ⓘ

26,583 ↑ 122.7%



Instagram profile visits ⓘ

15,446 ↑ 19%



Facebook reach is in 55% growth and the number of page visits has been growing to double+

Instagram reach is smaller than in 2021, but at the same time profile visits are in 20% growth

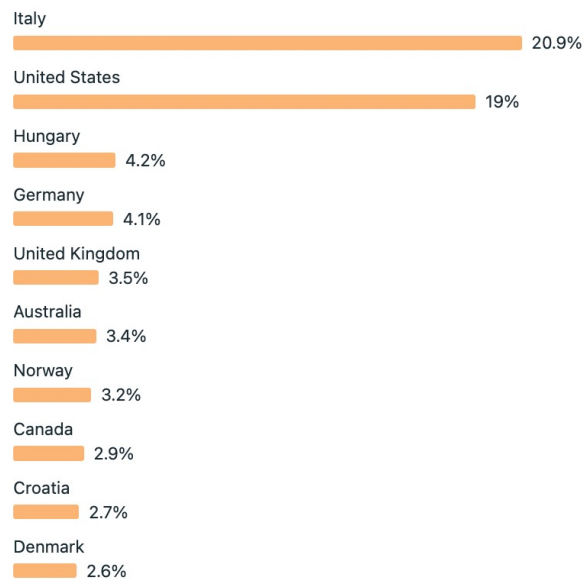
Peaks – Worlds and Europeans 2022

REACH - The number of unique accounts that saw any of your posts or stories at least once.

Facebook & Instagram statistics

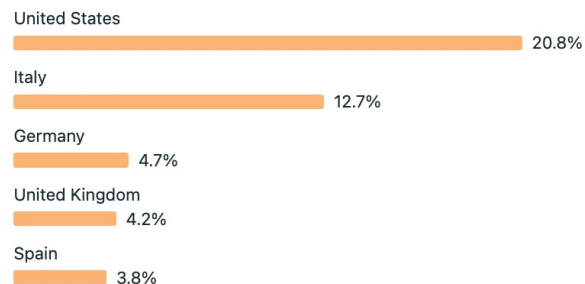
Facebook 2022

Top countries



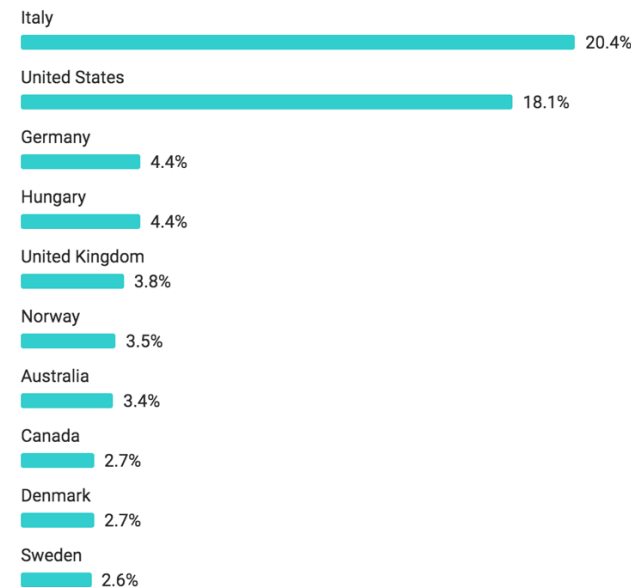
Instagram 2022

Top countries



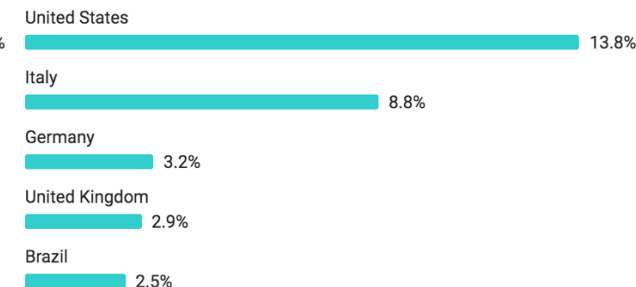
Facebook 2021

Top countries



Instagram 2021

Top countries



Top countries form where the visitors come to IM24CA Facebook and Instagram.

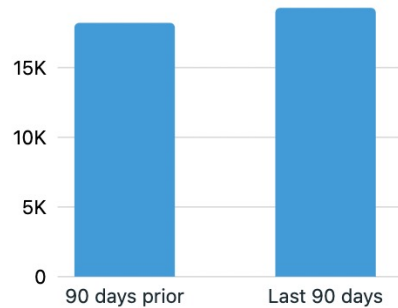
Facebook & Instagram statistics

Reach

Post reach ⓘ

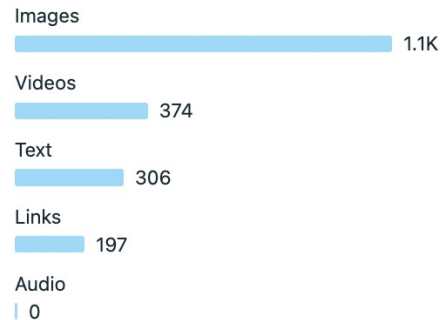
19.3K ↑ 5.9%

Total from last 90 days vs 90 days prior



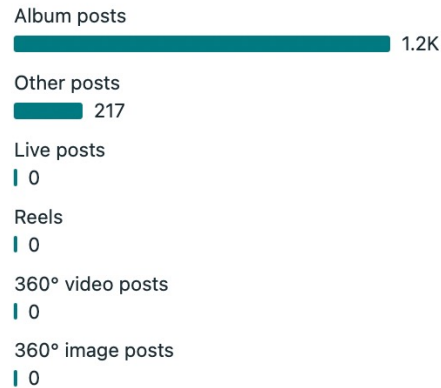
Median post reach per media type ⓘ

For posts created in the last 90 days



Median post reach per content format ⓘ

For posts created in the last 90 days

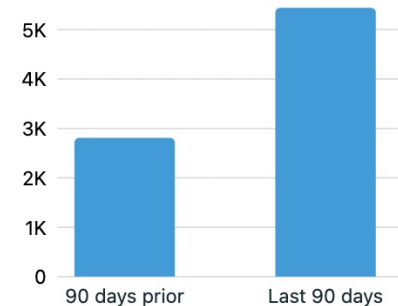


Engagement

Post reactions, comments and shares ⓘ

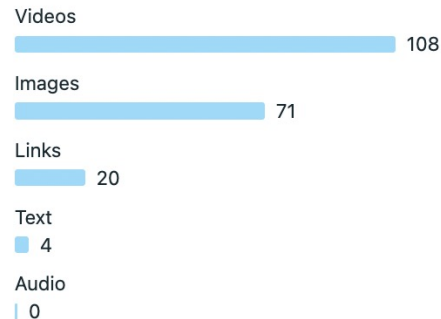
5.4K ↑ 93.7%

Total from last 90 days vs 90 days prior



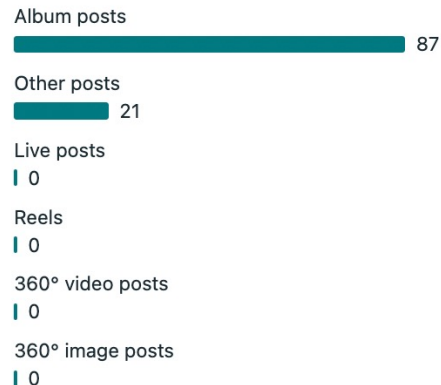
Median post reactions, comments and shares per media type ⓘ

For posts created in the last 90 days



Median post reactions, comments and shares per content format ⓘ

For posts created in the last 90 days



Here's the overview which kind of content creates the biggest Reach and Engagement among Facebook posts

Images and videos are by far more popular

*Statistics comparison
May 23-Aug 20 vs Aug 21 – Nov 18*

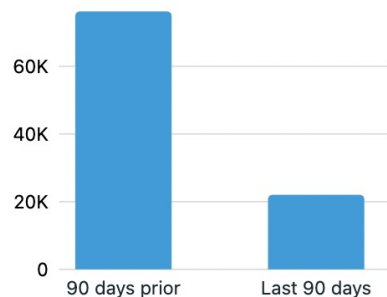
Facebook & Instagram statistics

Reach

Post reach ⓘ

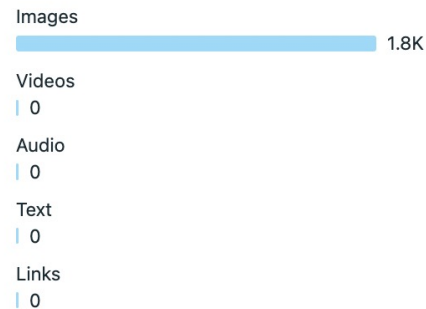
22K ↓ 71.1%

Total from last 90 days vs 90 days prior



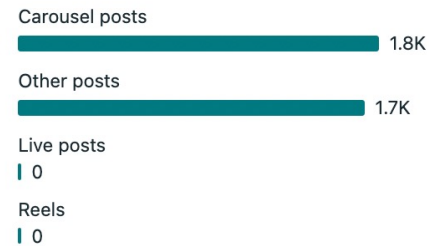
Median post reach per media type ⓘ

For posts created in the last 90 days



Median post reach per content format ⓘ

For posts created in the last 90 days

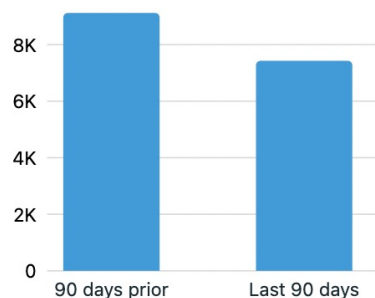


Engagement

Post likes, comments and shares ⓘ

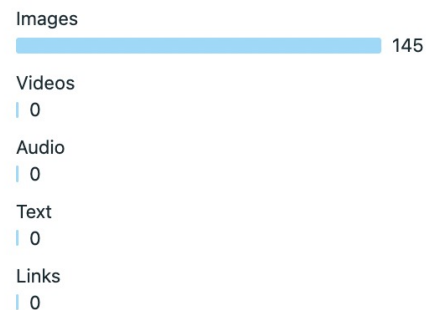
7.4K ↓ 18.6%

Total from last 90 days vs 90 days prior



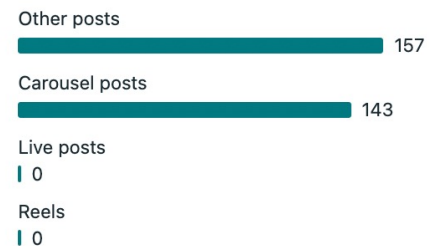
Median post likes, comments and shares per media type ⓘ

For posts created in the last 90 days



Median post likes, comments and shares per content format ⓘ

For posts created in the last 90 days



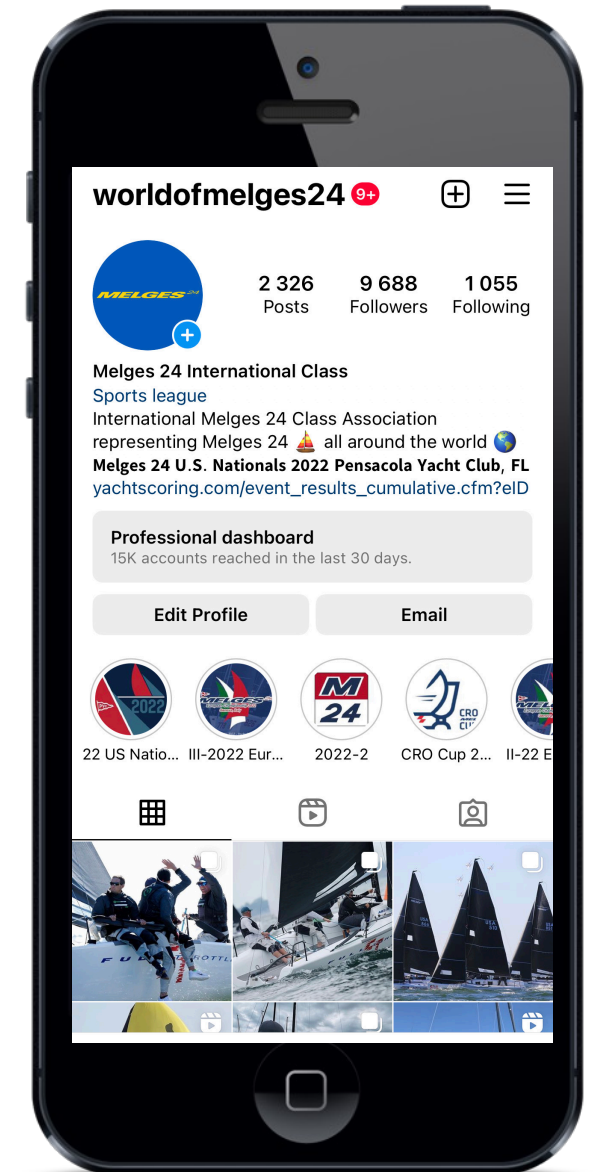
Here's the overview which kind of content creates the biggest Reach and Engagement among Instagram

This is the statistics of last 90 days due to the availability

*Statistics comparison
May 23-Aug 20 vs Aug 21 – Nov 18*

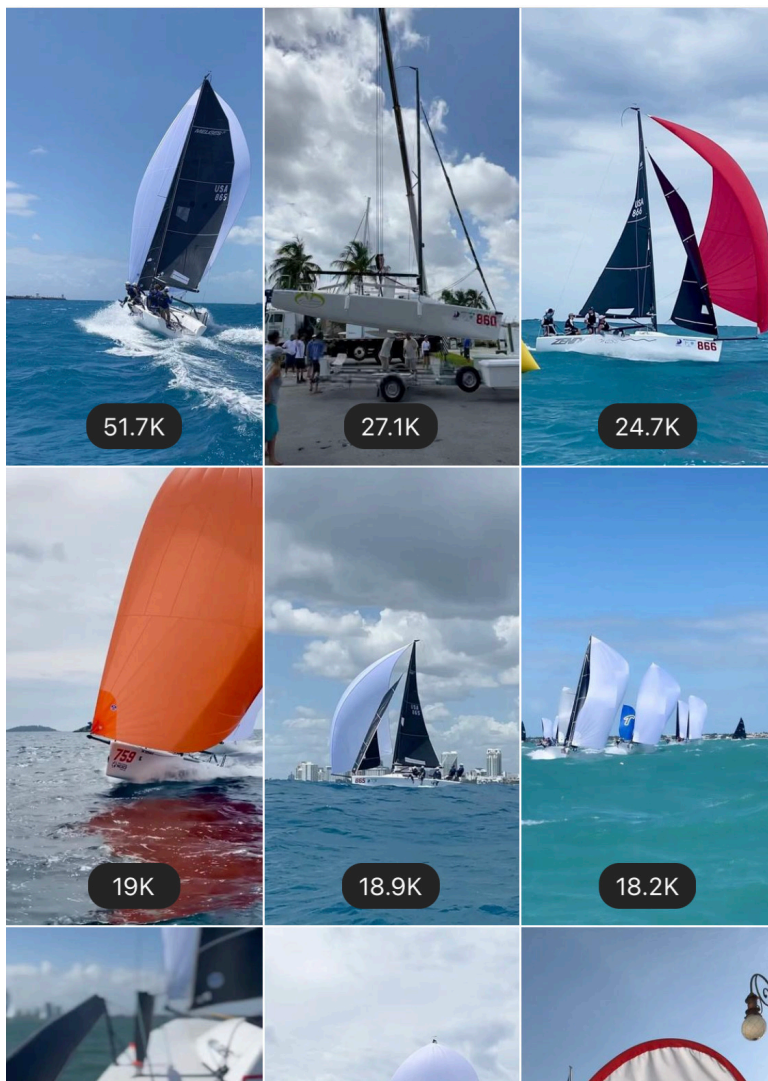
Melges24 on Instagram

- <https://www.instagram.com/worldofmelges24/>
- Tag in your posts @worldofmelges24 & #melges24
- Started the account 8th January 2015
- Followers **9,688 +1,077 ↑** (2021 – 8,611; 2020-6,808 +3,185 ; 2019-3,623; 2018–2,093; 2017-1529; 2016-1071; 2015-272)
- Posts 2,326 (2021- 2,006; 2020 – 1,753; 2019-1,486; 2018-1,239; 2017-981; 2016-695; 2015-126)
- There are 11,900 (2021-10,700; 2020-9,600; 2019-8,400; 2018-6,500; 2017-4,898; 2016-3,272) posts under hashtag #melges24

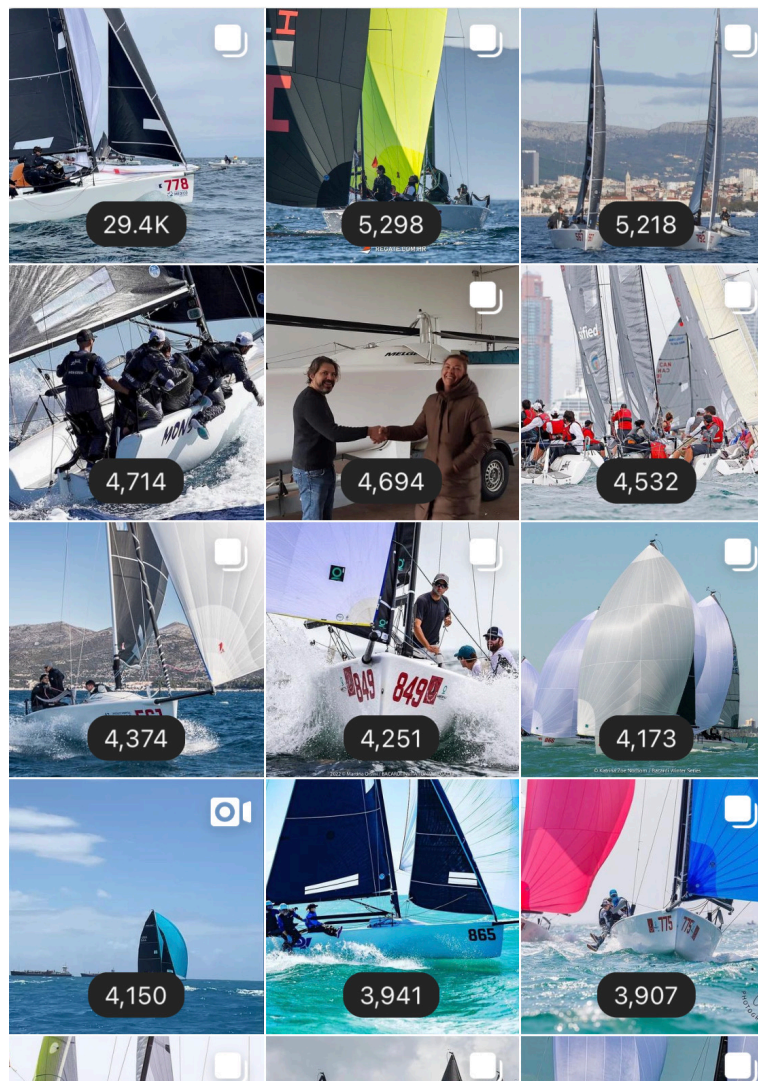


Instagram – The most popular content

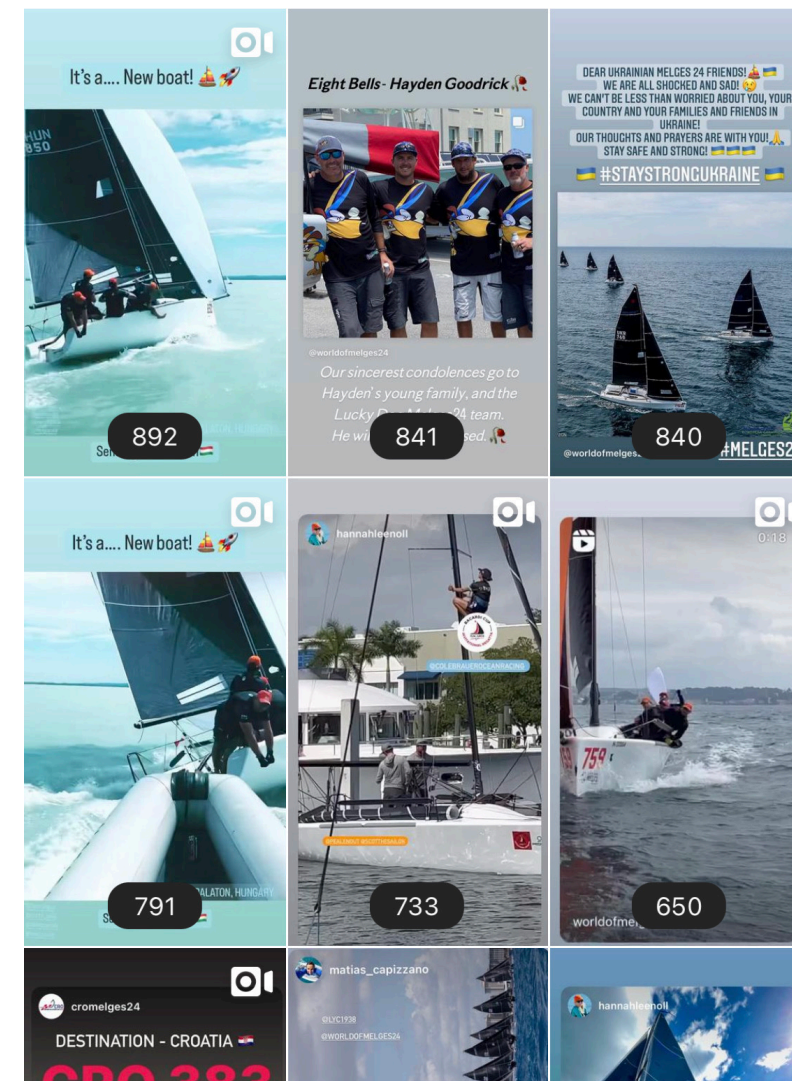
Plays **REELS**



Reach **POSTS**



Reach **STORIES**



Example of the event - Instagram

Melges 24 Europeans 2022 – October 22-29 – Genova, ITA

Custom ▾

Oct 20 - Oct 31

Custom ▾

Oct 20 - Oct 31

Accounts reached	10.6K +1,093%	>
Accounts engaged	1,143 +4,662%	>
Total followers	9,688 --	>

Content You Shared

[See all](#)



Posts	11	>
Stories	201	>
Reels	4	>

10,646
Accounts reached

+1,093% vs Oct 8 - Oct 19

Reached audience ⓘ



Audience demographics are not available for custom time periods.

Followers and non-followers Based on reach

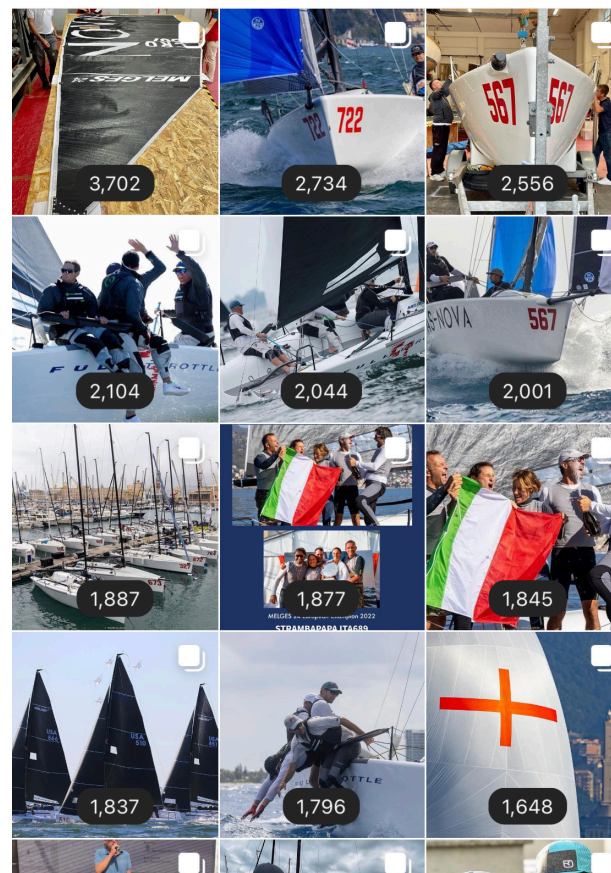
4,279
Followers



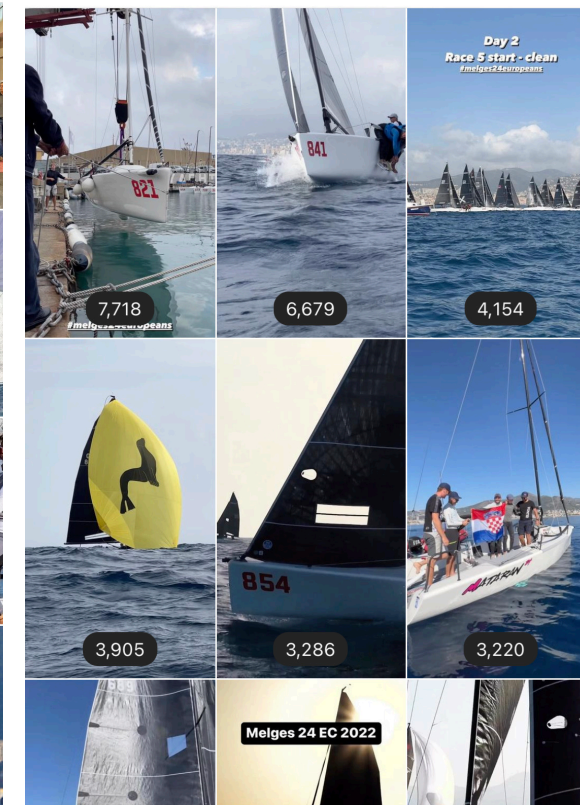
6,367
Non-followers

You reached +1,143% more accounts that weren't following you compared to Oct 8 - Oct 19.

POSTS Reach



REELS & VIDEOS Plays



With Story you can tell the stories

- Story is the best tool in Instagram to document and archive the event.
- More than 200 stories, both from the sailors and us, were created into 3 highlights at the Europeans for example - see the event logo below and you can open it when visiting <https://www.instagram.com/worldofmelges24> to tell you the story of the event
- Rewinding these highlights you can have a full overview about the year, specific event or series of events
- Stories posted in Instagram can be shared also to Facebook – cross-posting, more visibility. However, these will be visible to the account followers.
- **Mentioning @worldofmelges24 in your stories, IM24CA will be happy to repost them.**



22 US Nati...



III-2022 E...



2022-2



CRO Cup ...



II-22 Euro...



I-22 Europ...



III-m24ess



A great media team makes wonders

- **Thank you to all the event photographers and videographers!**
- Photos – from the dock, team photos, venue, racing, drone photos
- Videos – daily highlights, drone footage – usage in press releases, Facebook, Instagram, website, YouTube
- Interviews – emotions of the sailors and creating memories for the history
- Press Releases – pre-event stories and daily stories of the event
- Social Media
 - Daily updates in Facebook
 - Daily Video highlights and interviews to YouTube
 - Intensive coverage in Instagram via stories with crossposting to Facebook
 - Reposting the stories of the sailors and teams
 - Tagging and mentioning sailors, sponsors, organizers makes reach higher and adds visibility





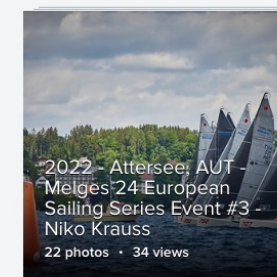
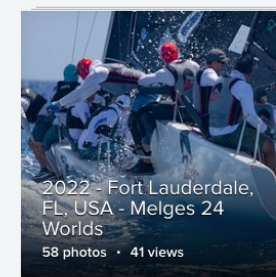
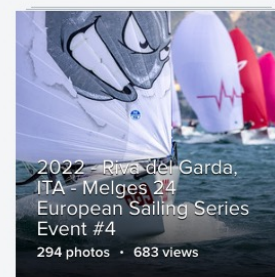
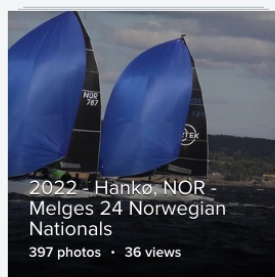
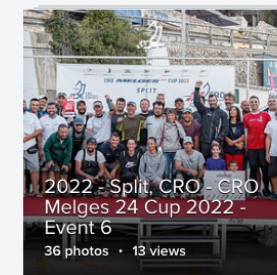

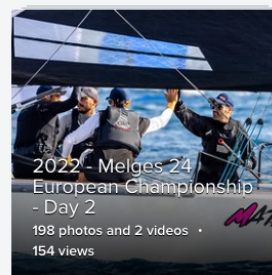


The ones not at the event, can “almost be there” through the extensive media coverage

Melges24 on [Flickr](#) – Melges Championships






About Photostream **Albums** Faves Galleries Groups Stats Camera Roll

New album New collection View my collections



Melges24 on [Flickr](#) – Melges Championships

- 35 albums created in 2022, 5,206 posted for 2022
- 31,477 photos in total are in our Flickr albums
- The views of albums 57,065 vs 49,570 in 2021
- The views of album Day 1 of the 2022 Europeans has 14,270 views (*awesome shots with big swell*)

Photos	Photostream	Albums	Collections	Galleries	Total
					
2,853,242	7,924	57,065	1,608	0	2,919,839
views	views	views	views	views	views



Melges24 on Flickr – Melges Championships

2021	<p>Photos</p> <p>2,507,143 views</p>	<p>Photostream</p> <p>7,278 views</p>	<p>Albums</p> <p>49,570 views</p>	<p>Collections</p> <p>1,292 views</p>	<p>Galleries</p> <p>0 views</p>	<p>Total</p> <p>2,565,283 views</p>
2020	<p>Photos</p> <p>2,185,054 views</p>	<p>Photostream</p> <p>6,457 views</p>	<p>Albums</p> <p>43,880 views</p>	<p>Collections</p> <p>442 views</p>	<p>Galleries</p> <p>0 views</p>	<p>Total</p> <p>2,235,833 views</p>
2019	<p>Photos</p> <p>1,954,975 views</p>	<p>Photostream</p> <p>5,970 views</p>	<p>Albums</p> <p>39,840 views</p>	<p>Collections</p> <p>15 views</p>	<p>Galleries</p> <p>0 views</p>	<p>Total</p> <p>2,000,800 views</p>
2018	<p>Photos</p> <p>1,392,798 views</p>	<p>Photostream</p> <p>4,471 views</p>	<p>Albums</p> <p>31,195 views</p>	<p>Collections</p> <p>9 views</p>	<p>Galleries</p> <p>0 views</p>	<p>Total</p> <p>1,428,473 views</p>

26,271
photos posted,
more than 4k photos
in 2021

2017	<p>Photos</p> <p>1,005,073 views</p>	<p>Photostream</p> <p>3,593 views</p>	<p>Albums</p> <p>22,918 views</p>
------	--	---	---------------------------------------



Thank you!

MELGES²⁴
INTERNATIONAL MELGES 24 CLASS ASSOCIATION